

By the Numbers

January 20, 2016

PAGES **6**

Content Items **21**

Sources **47**

Bogus Sources **3**

Percent Indirect Sources **6%**

Average Sources Per Item **2.2**

News / Feature Stories **11**

vs

Opinion Stories **4**


vs

Info Content Items **6**

QR Codes **0**

Photos **23**

Common Errors



4

4

0

Spelling

N/P/V

Factual

Content Distribution



28.6%



19.0%

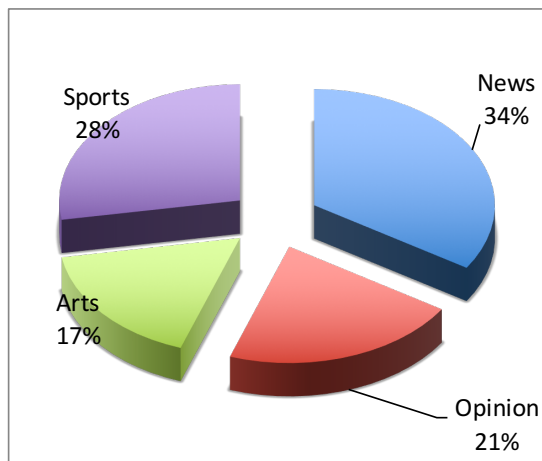


23.8%

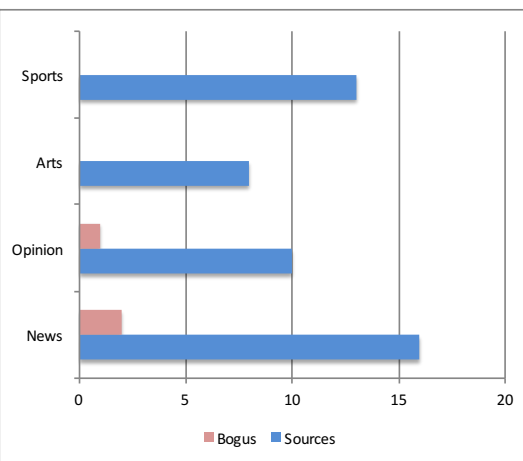


28.6%

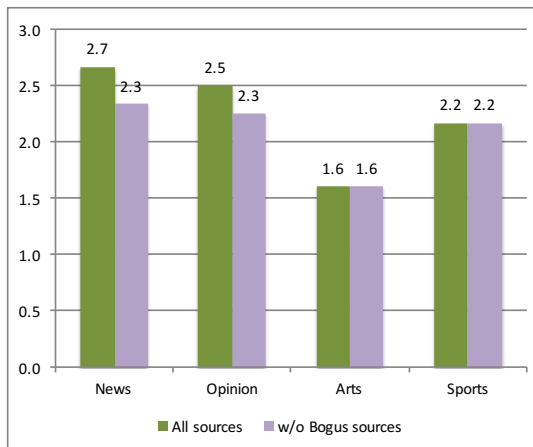
Source Distribution



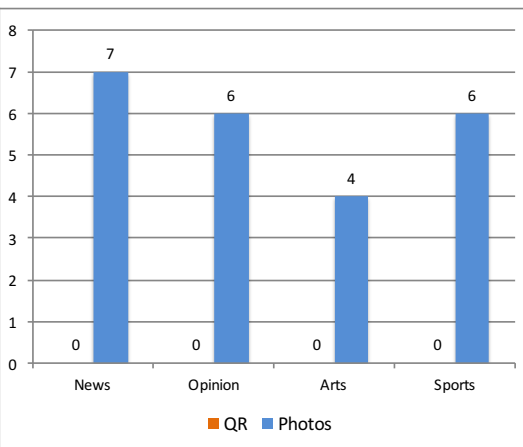
Where the bogus sources were



Source averages by section



QR Codes and Photos



ANALYSIS

First issue of the semester has a lot of errors that editors need to look out for.

Too many stories by Terrel and Karla. Terrel needs to tighten up his writing He is a good reporter, but is too loose with his writing. He will be great when he WORKS at writing.

Some writer need to determine whether they are writing opinion stories or news stories and not mix the two.

Good ASCC senate coverage, even though the former vice president (and maybe the ASCC adviser) are upset with the coverage.



Ad Income

\$0

Printing Costs

\$665