

By the Numbers

December 9, 2015

PAGES **6**

Content Items **15**

Sources **43**

Bogus Sources **1**

Percent Bogus Sources **2%**

Average Sources Per Item **2.9**

News / Feature Stories **9**

vs

Opinion Stories **4**


vs

Info Content Items **3**

QR Codes **1**

Photos **16**

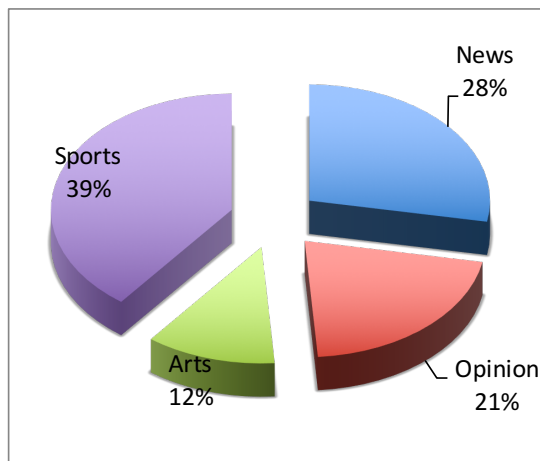
Common Errors



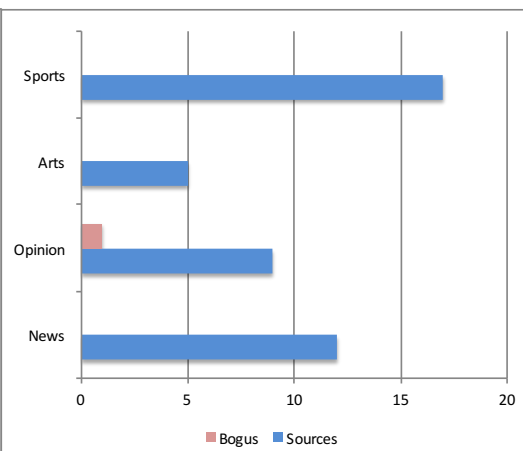
Content Distribution



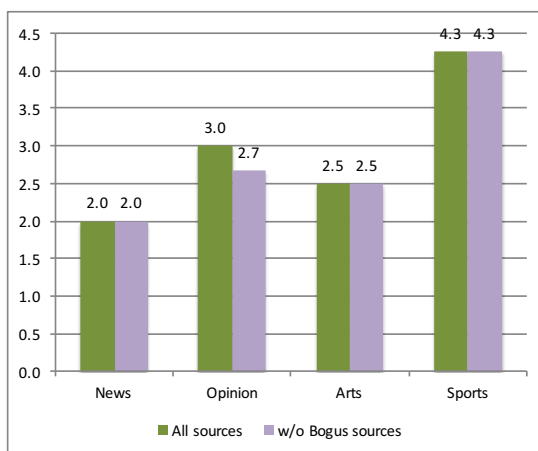
Source Distribution



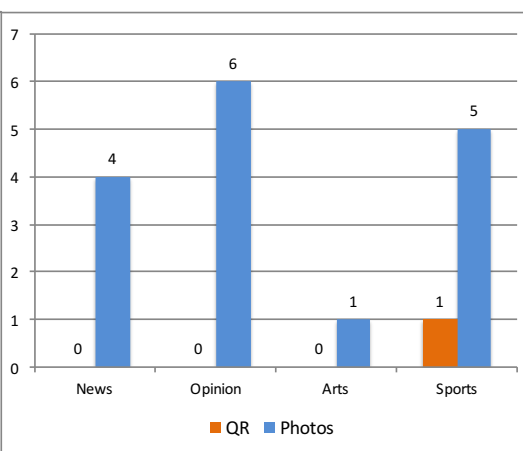
Where the bogus sources were



Source averages by section



QR Codes and Photos



ANALYSIS

Final issue of the semester. Sports stories everywhere. We couldn't come up with more news stories and have an eight-pager?

Still some basic mistakes on punctuation. Kris needs to tighten up his writing. People need to learn to capitalize proper nouns.

Some good writing in the paper. While there was only one noun-pronoun error, there were four spelling errors.



Ad Income

\$221

Printing Costs

\$665